

PERGO®

ORIGINAL LAMINATE



FLOORS
FOR
REAL LIFE

FRONT PAGE
WILDWOOD OAK L0245-05003

Hard to choose?
Let us guide you! 8



It's a Sensation!

Discover the new generation of laminate flooring 12

Rustic or elegant?

Check out the latest news – our range of Sensation floors keeps growing 14



Don't worry

100% water-proof floors with AquaSafe


50



What's hot? 34 pages of inspiration and ideas 16



Find your dream floor; 106 decors to choose from 54



60

Do it yourself!

Installing a new floor is easier than you might think. We'll guide you every step of the way!



What about the rest?

All the accessories you need to create a complete and beautiful floor

62





Original durability made in Scandinavia

Pergo invented the very first laminate floor, and with it a whole new category of durable flooring. Ever since, we have continued to drive innovation in laminate flooring, as well as across our entire range of flooring.

Being Scandinavian, it is natural for us to look for beauty in simplicity. But we like to extend simplicity into more than our decors. It's a part of everything we do. From the easy installation of a floor, to the worry-free maintenance and everything else you need to make sure your new floor will be just as beautiful as you want it to be!

Pioneering sustainability

At Pergo, durability has never been limited to just our products. We have always strived to make it a vital part of everything we do, and it extends into our production process and influences how we protect our shared environment. For us the challenge of creating a sustainable company is expressed in a simple promise: When you choose one of our floors, you should feel safe in the knowledge that it has been produced using a minimum of resources.

We are proud of being the first flooring manufacturer to receive the Nordic Swan Ecolabel, certifying that our products are a good environmental choice. It's a testament of our dedication to sustainability, but also inspiration to keep improving. Pergo was also the first to receive the European Ecolabel for laminate flooring through our parent company Unilin. Read more on pergo.com.



Welcome

– *let us guide you*

Choosing the right floor is an important decision. We have compiled this guide offering perspectives and insights that will help you find the perfect floor.

Let's talk about water

If you are looking for a living room floor, a water-resistant floor is a nice-to-have – but in a kitchen it's a must. (As a bonus, water resistance also means stain resistance, as everything that lands on the floor stays on the surface and can be wiped away easily.)

Our recommendation: Pergo Sensation laminate or vinyl flooring is a good choice for high-traffic areas that will be exposed to water on a regular basis.

Size matters

The size of the plank affects the look of not only the floor, but also the room. Large boards will boost the feeling of space in a large room, especially if they are of a light, airy colour.

Our recommendation: If your room allows for it, go big! Large formats create an unbeatable feeling of openness. Especially in long, narrow rooms like hallways.

Narrow the search

Finding the right floor design can be tricky, especially when you're faced with a wide selection of styles. A good strategy is to find ways to limit your choice by elimination. Do you like a rustic or smooth design? Light or dark? By crossing the ones you don't like off your list, you'll find the perfect floor in no time.

Our recommendation: When you have found a floor you like, order a floor sample to see how the design will look with the light in your home, and in combination with your furniture. Or visit our website pergo.com.

Prepare for wear

The kind of floor you should choose depends on how much traffic the room will be exposed to. If you like the look of wood, the real thing might be a good choice in a living room. But if you're planning for a busy kitchen or a hallway, other materials like laminate or vinyl will wear better.

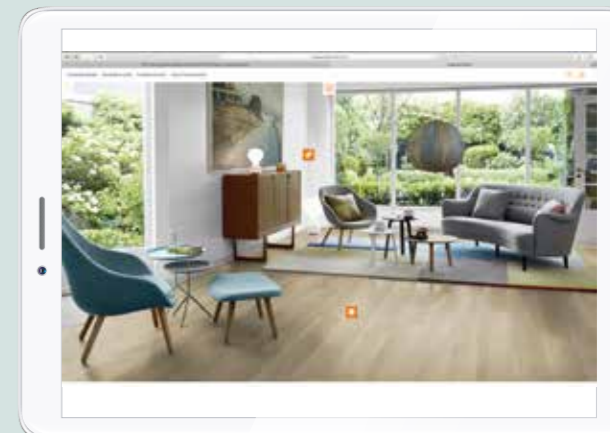
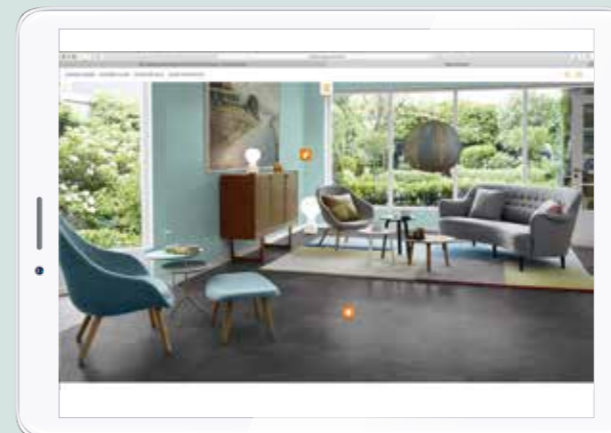
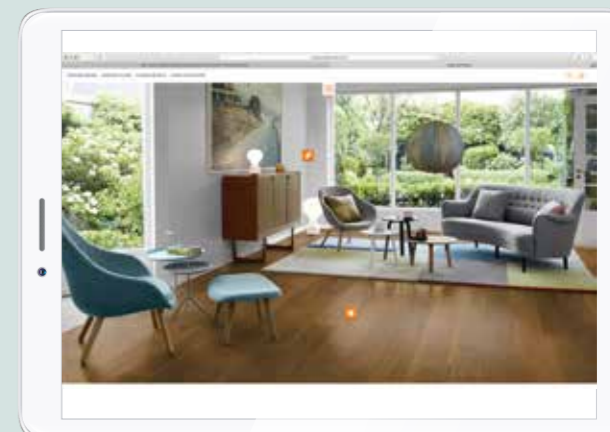
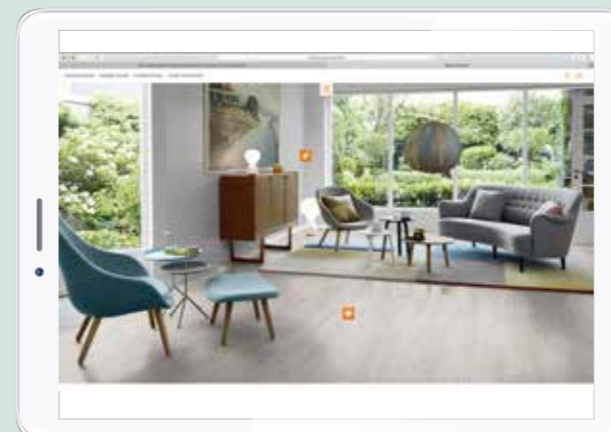
Our recommendation: Once you've found the decor you like, the next step is to pick the right quality level. For areas that will see a lot of traffic, like a kitchen or a hallway, we recommend class 33.

A great floor is in the details

Accessories can seem like a detail, but they have a big impact on the look of the room. The choice is yours: Go for the classic look by using matching wallbases or use paintable wallbases for a seamless transition from the wall colour.

Read more about our wide selection of accessories on pages 62 – 69!

TRY OUR NEW ONLINE SERVICES!



Step into the future

– see how the new floor will look in your home

Upload a picture of your interior – or pick one of our existing rooms for inspiration – and play around with colours, designs and materials until you find the look you like. Pergo FloorLab allows you to step into the future and see how your new floor will look. Choose your floor from the entire Pergo range.

Need to find your way around floors quickly?

The Pergo FloorFinder is a shortcut through the flooring jungle. Five simple questions will lead to a selection of floors based on your preferences.

Visit FloorLab and FloorFinder on pergo.com

Room for you

Interior decoration should come easy. Trust your instincts and select things you love. And make sure to leave space for yourself.

A taste of Pergo

Want to see
our floors in real life?
Visit a dealer
or order a sample on
pergo.com.

PIER OAK L0246-05010



Ready for a **Sensation?**

Pergo Sensation laminate takes the whole category of laminate flooring to a new level. An all-new technology brings durability, natural looks and supernatural functionality that stands out. But don't just take our word for it – visit your nearest dealer to see the difference for yourself!

» True-to-nature looks

Deep embossing brings out every grain of a wood design, even down into the bevel

» Matt finish

Makes the naturalistic look and feel complete

» Total cover

Surface protection covers the entire facing of each plank, including into the bevels

» 100% water-resistant

AquaSafe technology makes Sensation ideal for kitchens and other wet areas



Our Sensation floors now come in a wider range of different looks. See all collections – Bergen, Stavanger, Modern plank and Wide long plank – on pages 54 – 57.



PORTMAN WALNUT L0246-05012

collection news #2

sensation **aqua safe**

stavanger

Another of our new Sensation floors, Stavanger mixes a premium feel with personality to create an authentic experience. Deep cracks and nuts underline the rustic, naturalistic look of the wide plank and set the stage for your own finishing touches.



RIVER ROCK OAK L0245-05004

collection news #1

sensation **aqua safe**

bergen

Compliment your interior with the sleek elegance brought by our new Bergen floors. Created by a slightly narrow plank the smooth wood design lends itself to a modern, minimalist style where every object is allowed to shine.





Mouldings
that match your floor perfectly
in colour! More on page 66.

Floor installation tip:
Having the same floor
in adjacent rooms add a coherent
feel to your interior.

COMFORT GREY OAK L0246-05007

— STYLE: MODERN —

What is the kitchen to you?

Is it a room dedicated to cooking, or is it your favourite space, where you also happen to cook? With Sensation laminate you don't have to compromise between beauty and functionality. Find the design you like and let the kitchen become whatever you want it to be.

Read more about our water-resistant floors on page 50.



TROMSDALEN OAK L0246-05022



**aqua
safe**

RAILWAY OAK L0246-05008

Make it easy on yourself

It shouldn't be hard to enjoy togetherness. With a floor that is ready to put up with pretty much anything, you can focus on the people you love.

Don't worry!

Installation is fast and easy with our click system. Read more on page 60.



Other oak decors that will look great in this room!





ALPACA SLATE L0220-01781

ROOMS *with a story to tell*

The vintage look is the trend that never goes away. And why should it? In addition to personality, it's got a headstart on that cosy and authentic feeling. The authentic look in our Stavanger floors come with deep cracks and knots to give your floor a natural feeling.



DOES SIZE *really matter?*

In a word: yes.
A simple rule to follow is to use large formats for large rooms to emphasize the space. For small or irregularly shaped rooms small formats will match the proportions of the room better. And be easier to install.

SOOTH
your senses

The rustic look
mixed with warm tones of oak
in our Stavanger floors is perfect
for creating a calming and
peaceful atmosphere.



RED CLAY TEAK L0246-05021



With Pergo Sensation you don't have to trade that beautiful look and feel of wood for water resistance.



PORT OAK L0245-05002



ABBEY OAK L0245-04996



How to create the look:

When mixing and matching modern and traditional design elements, make sure your vintage items fit together.

Choose things from the same era, and pick objects with similar detailing to make your space feel cohesive and intentional.



*Want to see
our floors in real life?*
Visit a dealer or order a sample
on pergo.com.

SEASALT OAK L0245-04998

Guided by the light

When installing a floor,
it's a good idea
to have the planks
lead you towards the window
with the most sunlight.



Cracks, nuts and rustic wood
textures add a solid feel to your interior.
See the new Sensation
decors in the Stavanger collection
on page 55.



Colours

Pick your palette
and use it as your guide
to get the vintage look
just right.



NORTHERN OAK L0245-04997

— STYLE: FAMILY —



Come on in!

Laminate flooring combines durability and design like no other.

The ability to resist water (including spills and stains) and a wide range of looks, textures and surface make it a great choice for families – or anyone who wants a reliable, beautiful and worry-free floor!



A great floor is about more than just looks

Choosing the right underlay will not only increase walking comfort, but also add functionality to your floor. Read more on page 66.



FROST WHITE OAK, PLANK L0231-03866



NORTH CAPE OAK, PLANK L0239-04289



WINTER OAK, PLANK L0223-01764



BRUSHED WHITE PINE, PLANK L0231-03373

For easy renovation:

Use a paintable wallbase cover over the existing wallbase. See page 65.



Thinking about installing the floor yourself?

Don't worry! Installation is fast and easy with our click system. More on page 60.



STUDIO OAK_PLANK L0231-03867



SEA STACK OAK L0247-05027



Bring it on!

Get the look to create the interior you love, without worrying about whether it can withstand the challenges of an active family life. Sounds good, right? **Visit your nearest dealer to experience Pergo laminate floors for yourself.**



Get set for life!
Pergo floors come with a lifetime guarantee.
Read more on page 49.



MISTY OAK L0247-05024

Effortless elegance

The key to Scandinavian design is to make it look easy. And here's the good news: It actually is! Keep it simple, focus your interior on what you really want and need, and allow clean lines to prove that less really is more.



LIGHT FJORD OAK, PLANK L0234-03862



CHALKED NORDIC OAK, PLANK L0234-03865



FJORD OAK, PLANK L0234-03863

Think big!
In hallways and other narrow spaces, long planks add a roomy sense of volume.

Sensation
wide long plank
2050 x 240 mm



BEACH TOWN OAK, PLANK L0234-03870



SIBERIAN OAK, PLANK L0234-03568



Ways to add space to a narrow hallway:

Lighting

Generally speaking, the more light there is, the bigger a space looks.

The right floor

Large floorboards make the whole interior feel bigger and airier.

Narrow furniture

No bulky furniture obstructing the visual flow. Use tall legs and minimal design to let your visuals flow freely.

Light colours

Go for light colours that will open up the space: whites, creams and extremely light pastels will help create a bigger illusion.


Focal point

An interesting piece of art or furniture at the end of the hall provides a place for the eye to go, which visually shortens the hallway as well.

Grey is
anything
but beige!

Create an elegant and peaceful
interior using different hues
of grey, or use the subtle feel
as a backdrop to accentuate the
colourful objects in your styling.

URBAN GREY OAK, PLANK L0231-03368



AUTUMN OAK, PLANK L0223-01765



RECLAIMED GREY OAK, PLANK L0223-01760



ROCKY MOUNTAIN OAK, PLANK L0234-03570



CONCRETE MEDIUM GREY L0218-01782

Comfortably classic

It's easy to see why oak is among our most popular designs. It not only brings a warm wood feel to your interior. It also lends itself to many different looks, with a wide range of surface treatments, textures and finishes.

How to create the Scandinavian look:

Mix traditional and modern. Make classics the key pieces. Add a touch of contemporary style without clashing.

Allow the warmth and texture of natural wood to come out in everything from furniture to your floor.

Restrict your colour palette. For a calm, simple style, stick to white, black, grey, shades of one colour or soft pastels.

Don't worry!

Installation is fast and easy with our click system. More on page 60.





SANDWAVE OAK L0248-05014

— STYLE: COUNTRY LIVING —

Country charm

The mix of natural textures and worn patina is hard to resist. Match it with the performance of a modern floor to create an interior that will stand the test of time for many more years to come. Read more about our water-resistant floors on page 50.



Unsure about which floor design will fit your style?

A well-worn vintage look or the natural feeling of woodgrain?
Our range includes several different surface textures to give your room just the feeling you want.
See our different surface finishes on page 53.



Take the rough with the smooth.
There are no rules when it comes to cosiness. Dress up a weathered wood table up in smooth ceramics and soft new linens. Mix, match and master – whatever you think fits, is a great choice.

You don't have to trade that beautiful look and feel of wood for water resistance! Read about AquaSafe on page 51.



GREY BARNHOUSE OAK, PLANK L0239-04303



Rustic – without ever growing old

Greys and whites are a nice stage for a country-house look. But don't go too soft on your interior. Strong colours add integrity and visual interest, especially against a soft-coloured backdrop.

Ever wondered what laminate is
– and what makes Pergo special?

Get into the details here!

Laminate flooring is the perfect combination of design and durability. Thanks to the patented **TitanX™ surface protection**, a Pergo laminate floor will keep its elegant finish year in and year out. TitanX™ is a multilayer technology that includes **protective layers** of aluminium oxide particles, which provides superior resistance to wear and scratching. And with the special **impact layers**, combined with a **high-quality core** material, TitanX™ also provides very high resistance to dropped objects and high-heeled shoes. For more technical info see page 73.

Quality levels – tough and tougher:



Superior durability
for all-round
domestic use

Class 32 | TitanX™
25-year guarantee



Outstanding durability
for the tough demands
of everyday life

Class 33 | TitanX™
Lifetime guarantee



- 1 Superior wear and scratch-resistance layer
- 2 Crystal-clear decor
- 3 Special impact layers
- 4 Moisture-resistant HDF core
- 5 Back stabiliser

Lifetime guarantee

Extreme durability is the reason we boldly guarantee our floors against wear, stains and fading caused by sunlight for up to 33 years – the best guarantee on the market.

Pergo's guarantees are subject to local law and may therefore vary from country to country. For information about guarantees in your country, contact your nearest Pergo dealer or read more at pergo.com.





Get set for life!
Pergo floors come with
a lifetime guarantee.
Read more on page 49.



100% worry-proof!

AquaSafe creates a sealed surface, all the way down into the bevels, efficiently preventing water from penetrating the floor.

The result?

Water, dirt, and stains stay on the surface and can be easily wiped off. As bonus of being water-resistant, the floors are also hygienic and easy to maintain.

See all our water-resistant floors on pages 54 – 57.



Where do you need a water-resistant floor?

Kitchen and dining room: Water-resistant also means wine and sauce-proof. If you spill something, just wipe it off!

Hallway: With our water-resistant floors you don't have to worry about dirt or water from outside. The sealed surface makes it all stay on the surface and makes it easy to clean.

Kids' room: Who knows what they'll get up to? A water-resistant floor is good insurance.

Of course, size matters!

- 1: 1380 x 156 mm – bergen
- 2: 1200 x 190 mm – drammen, mandal, domestic extra
- 3: 1380 x 278,5 mm – stavanger
- 4: 1224 x 408 mm – big slab
- 5: 2050 x 205 mm – long plank
- 6: 2050 x 240 mm – wide long plank
- 7: 1380 x 190 mm – modern plank



The individual plank plays an important part in creating an overall impression. Depending on how you choose, you can transform the feeling of the entire room. Make it wider, narrower, longer, darker or lighter – the options are endless. Several floors have bevelled edges to enhance the feeling of wooden planks or genuine ceramic tiles.

Beauty beyond looks

From the well-worn vintage look to the natural feeling of woodgrain. To allow more fine-tuning of your interior design, our collection also includes different levels of gloss and floors with or without bevels. Bevels help define each plank, and the shadows they create give your floor an added dimension. To find out what you like, visit your nearest dealer to experience these different options first-hand!



Genuine™ wood, **GW**

A subtle wood structure that follows the wood grain in every detail, an effect that is even more prominent in our Sensation floors. Available in different gloss levels.



Genuine™ rustic, **GR**

A pronounced wood structure that follows the wood grain in every detail, which is highlighted even more in Pergo Sensation floors. Can have cracks, nuts and scraped effects.




Genuine™ stone, **GS**

A life-like impression that follows the structure of real stone tiles.




Wood, **WO**

A fine and realistic wood texture, which highlights any kind of wood decor from light to dark wood species. Available in different gloss levels.



Smooth, **SO**

A silky, smooth surface for a softer touch and modern look. Available in different gloss levels.



Antique wood, **AW**

A rustic texture with a vintage feeling.

Structure

- WO** Wood
- SO** Smooth
- GW** Genuine™ wood

- GR** Genuine™ rustic
- GS** Genuine™ stone
- AW** Antique wood

Gloss

- SP** Semi polished
- SM** Silk matt
- MA** Matt
- EM** Extra matt

NEW
bergen

1380 x 156 x 8 mm
4-way bevel



TROMSDALEN OAK
 ■ pro L0246-05022
 ■ L0346-05022 WO / SP
 See decor in interior on page 17



PIER OAK
 ■ pro L0246-05010
 ■ L0346-05010 GW / SM
 See decor in interior on page 10



RAILWAY OAK
 ■ pro L0246-05008
 ■ L0346-05008 GW / SM
 See decor in interior on page 17



COMFORT GREY OAK
 ■ pro L0246-05007
 ■ L0346-05007 GW / SM
 See decor in interior on page 16



BRUSHED WHITE PINE, PLANK
 ■ L0231-03373 *
 ■ L0331-03373 * GR / EM
 See decor in interior on page 33



STUDIO OAK, PLANK
 ■ L0231-03867 *
 ■ L0331-03867 * GW / MA
 See decor in interior on page 34



MODERN DANISH OAK, PLANK
 ■ L0231-03372 *
 ■ L0331-03372 * GW / SM



NORTH CAPE OAK, PLANK
 ■ L0239-04289 **
 ■ L0339-04289 ** GW / MA
 See decor in interior on page 33



NORDIC SAND OAK, PLANK
 ■ L0239-04291 **
 ■ L0339-04291 ** GW / MA



COLOGNE OAK
 ■ pro L0246-05009
 ■ L0346-05009 GW / SM
 See decor in interior on page 4, 76



VIENNA OAK
 ■ pro L0246-05011
 ■ L0346-05011 GW / SM



RED CLAY TEAK
 ■ pro L0246-05021
 ■ L0346-05021 WO / SP
 See decor in interior on page 24



PORTMAN WALNUT
 ■ pro L0246-05012
 ■ L0346-05012 WO / SP
 See decor in interior on page 14



NEW ENGLAND OAK, PLANK
 ■ L0231-03369 *
 ■ L0331-03369 * GR / SM



COASTAL OAK, PLANK
 ■ L0231-03374 *
 ■ L0331-03374 * GW / EM



ISLAND OAK, PLANK
 ■ L0239-04297 **
 ■ L0339-04297 ** GW / MA



CITY OAK, PLANK
 ■ L0231-03868 *
 ■ L0331-03868 * GW / MA



MOORLAND OAK, PLANK
 ■ L0239-04305 **
 ■ L0339-04305 ** GR / MA

NEW
stavanger

1380 x 278.5 x 8 mm
4-way bevel



SEASALT OAK
 ■ pro L0245-04998
 ■ L0345-04998 GW / SM
 See decor in interior on page 3, 27



PORT OAK
 ■ pro L0245-05002
 ■ L0345-05002 GR / SM
 See decor in interior on page 25



VITALETA OAK
 ■ pro L0245-04999
 ■ L0345-04999 GR / SM



ATELIER OAK
 ■ pro L0245-05006
 ■ L0345-05006 GR / SM
 See decor in interior on page 28



SKAGEN OAK, PLANK
 ■ L0239-04293 **
 ■ L0339-04293 ** GW / MA



TUNDRA OAK, PLANK
 ■ L0239-04299 **
 ■ L0339-04299 ** GW / MA



SCRAPED VINTAGE OAK, PLANK
 ■ L0231-03376 *
 ■ L0331-03376 * GR / SP



VILLAGE OAK, PLANK
 ■ L0231-03375 *
 ■ L0331-03375 * GW / EM
 See decor in interior on page 76



MANOR OAK, PLANK
 ■ L0231-03370 *
 ■ L0331-03370 * GR / SM



VALLEY OAK
 ■ pro L0245-04995
 ■ L0345-04995 GW / SM



WILDWOOD OAK
 ■ pro L0245-05003
 ■ L0345-05003 GR / SM
 See decor in interior on page 1



ABBAY OAK
 ■ pro L0245-04996
 ■ L0345-04996 GW / SM
 See decor in interior on page 26



NORTHERN OAK
 ■ pro L0245-04997
 ■ L0345-04997 GW / SM
 See decor in interior on page 29




BORGIO OAK
 ■ pro L0245-05000
 ■ L0345-05000 GR / SM
 See decor in interior on page 22




STOCKHOLM OAK, PLANK
 ■ L0239-04295 **
 ■ L0339-04295 ** GW / MA



RIVERSIDE OAK, PLANK
 ■ L0239-04301 **
 ■ L0339-04301 ** GW / MA



ESTATE OAK, PLANK
 ■ L0239-04313 **
 ■ L0339-04313 ** GW / SM



REFINED WALNUT, PLANK
 ■ L0239-04319 **
 ■ L0339-04319 ** WO / MA



BARNHOUSE OAK, PLANK
 ■ L0239-04307 **
 ■ L0339-04307 ** GR / MA



BLOSSOM OAK
 ■ pro L0245-04994
 ■ L0345-04994 GW / SM
 See decor in interior on page 54



MOUNTAIN CABIN OAK
 ■ pro L0245-05005
 ■ L0345-05005 GR / SM
 See decor in interior on page 21




RIVER ROCK OAK
 ■ pro L0245-05004
 ■ L0345-05004 GR / SM
 See decor in interior on page 15

modern plank

1380 x 190 x 8 / 9 mm
4-way bevel



FROST WHITE OAK, PLANK
 ■ L0231-03866 *
 ■ L0331-03866 * GW / MA
 See decor in interior on page 32



TASMANIAN OAK, PLANK
 ■ L0239-04317 **
 ■ L0339-04317 ** WO / MA



FARMHOUSE OAK, PLANK
 ■ L0231-03371 *
 ■ L0331-03371 * GR / SM
 See decor in interior on page 30, 49



LIMED GREY OAK, PLANK
 ■ L0231-03367 *
 ■ L0331-03367 * GW / EM
 See decor in interior on page 75



VINTAGE GREY OAK, PLANK
 ■ L0239-04311 **
 ■ L0339-04311 ** GW / SM



GREY BARNHOUSE OAK, PLANK
 ■ L0239-04303 **
 ■ L0339-04303 ** GR / MA
 See decor in interior on page 46



MEADOW OAK, PLANK
 ■ L0239-04309 **
 ■ L0339-04309 ** GW / SM



URBAN GREY OAK, PLANK
 ■ L0231-03368 *
 ■ L0331-03368 * GW / EM
 See decor in interior on page 38



WEATHERED PINE, PLANK
 ■ L0239-04315 **
 ■ L0339-04315 ** GW / MA



BLACK PEPPER OAK, PLANK
 ■ L0231-03869 *
 ■ L0331-03869 * GR / SM



NEW
mandal
 1200 x 190 x 8 mm
 4-way bevel



SEA STACK OAK
 ■ pro L0247-05027
 ■ L0347-05027 GW / MA
 See decor in interior on page 34



MISTY OAK
 ■ pro L0247-05024
 ■ L0347-05024 GW / MA
 See decor in interior on page 34



PREMIUM OAK
 ■ pro L0247-01801
 ■ L0347-01801 GW / SM



VINEYARD OAK
 ■ pro L0247-05023
 ■ L0347-05023 GW / MA



wide long plank
 2050 x 240 x 9,5 mm
 4-way bevel



LIGHT FJORD OAK, PLANK
 ■ L0234-03862
 ■ L0334-03862 GW / EM
 See decor in interior on page 62



SIBERIAN OAK, PLANK
 ■ L0234-03568
 ■ L0334-03568 GW / MA




ROCKY MOUNTAIN OAK, PLANK
 ■ L0234-03570
 ■ L0334-03570 GW / EM
 See decor in interior on page 39, 50



FJORD OAK, PLANK
 ■ L0234-03863
 ■ L0334-03863 GW / EM



RUSTIC VINEYARD OAK
 ■ pro L0247-03366
 ■ L0347-03366 GW / SM



SOFT CABIN OAK
 ■ pro L0247-05025
 ■ L0347-05025 GW / MA
 See decor in interior on page 40



NATURAL OAK
 ■ pro L0247-01804
 ■ L0347-01804 GW / SM



MERBAU
 ■ pro L0247-01599
 ■ L0347-01599 GW / SP



MAINE OAK
 ■ pro L0247-05026
 ■ L0347-05026 GW / MA




CHALKED NORDIC OAK, PLANK
 ■ L0234-03865
 ■ L0334-03865 GW / MA




SEASIDE OAK, PLANK
 ■ L0234-03571
 ■ L0334-03571 GW / SM
 See decor in interior on page 37



BEACH TOWN OAK, PLANK
 ■ L0234-03870
 ■ L0334-03870 GR / EM




CHATEAU OAK, PLANK
 ■ L0234-03589
 ■ L0334-03589 GW / SM




LODGE OAK, PLANK
 ■ L0234-03864
 ■ L0334-03864 GW / EM
 See decor in interior on page 76



DARK GREY OAK
 ■ pro L0247-01805
 ■ L0347-01805 GW / SM



THERMOTREATED OAK
 ■ pro L0247-01803
 ■ L0347-01803 GW / SM



POTTERY OAK
 ■ pro L0247-05028
 ■ L0347-05028 GW / MA



NORDIC ASH, 2-STRIP
 ■ pro L0247-01800
 ■ L0347-01800 GW / MA



NORDIC GREY OAK, 2-STRIP
 ■ pro L0247-03363
 ■ L0347-03363 GW / MA




COUNTRY OAK, PLANK
 ■ L0234-03590
 ■ L0334-03590 GW / SM




NEW
drammen
 1200 x 190 x 8 mm
 4-way bevel

WHITE GLOOM OAK
 ■ pro L0248-05015
 ■ L0348-05015 GR / SM



SANDWAVE OAK
 ■ pro L0248-05014
 ■ L0348-05014 GR / SM
 See decor in interior on page 42



CORNWALL OAK
 ■ pro L0248-05019
 ■ L0348-05019 GR / MA
 See decor in interior on page 44



SOLID OAK, 3-STRIP
 ■ pro L0247-01790
 ■ L0347-01790 GW / MA



WALNUT, 3-STRIP
 ■ pro L0247-01791
 ■ L0347-01791 GW / SP



long plank
 2050 x 205 x 9,5 mm
 4-way bevel

WINTER OAK, PLANK
 ■ L0223-01764
 ■ L0323-01764 GW / SM
 See decor in interior on page 33



NATURAL ASH, PLANK
 ■ L0223-01766
 ■ L0323-01766 AW / SM




ISLA OAK
 ■ pro L0248-05016
 ■ L0348-05016 GW / MA



DARTMOOR OAK
 ■ pro L0248-05020
 ■ L0348-05020 GR / MA
 See decor in interior on page 19



CAPPUCCINO OAK
 ■ pro L0248-05018
 ■ L0348-05018 GW / MA
 See decor in interior on page 76



RICARD OAK
 ■ pro L0248-05017
 ■ L0348-05017 GW / MA




BROWN LEATHERED OAK
 ■ pro L0248-05013
 ■ L0348-05013 GR / SM




ROMANTIC OAK, PLANK
 ■ L0223-03361
 ■ L0323-03361 GW / SM



MODERN GREY OAK, PLANK
 ■ L0223-01753
 ■ L0323-01753 GW / SM







DRIFT OAK, PLANK
 ■ L0223-01755
 ■ L0323-01755 GW / SM



CLASSIC BEIGE OAK, PLANK
 ■ L0223-03359
 ■ L0323-03359 GR / SM



EUROPEAN OAK, PLANK
 ■ L0223-01756
 ■ L0323-01756 GW / SM



pattern
 1200 x 396 x 8 mm



DOMESTIC extra

1200 x 190 x 8 mm – Uniclic®

It's the perfect solution when your budget is limited – but it is a budget solution in price only. With a 20-year guarantee, Domestic Extra delivers quality laminate flooring with the durability that you expect from a Pergo floor.



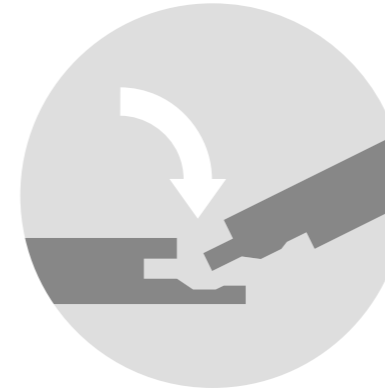
Thinking about doing it yourself?

Don't worry – we'll guide you through
the installation process

Installing your Pergo floor is now faster and easier than ever.
Just click the planks together using the method that works best for you and you'll be done
in no time. It is even easy to lift them up and replace them when necessary.

Watch the step-by-step videos on pergo.com

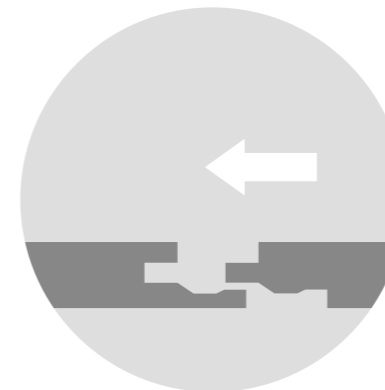
Fast & easy click installation



Angle

This is perhaps the most common method to install a floor. Simply angle and click the planks together at the short end.

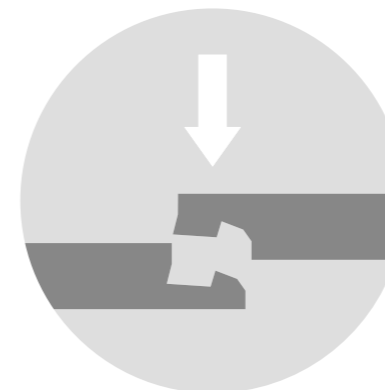
For Uniclic® and PerfectFold™ systems



Insert horizontally

Pergo laminate floors can also be inserted horizontally. A very handy option for places where it is difficult or impossible to tilt the planks (when installing the last row of planks, or under door frames and radiators).

For Uniclic® and PerfectFold™ systems



Drop down

Laminate floors with PerfectFold™ offers a third installation method. Click the plank at the long side joint, slide it until it meets the end of the previously installed plank, and press down. This method is ideal for quickly installing a large area.

For PerfectFold™ system

Use the method that works best for you!

Don't forget to add the finishing touches!



Floor:

It's a good idea to add 10% to the measured floor surface.

Underlay:

Helps eliminate noise, level out the underfloor, give moisture protection or add floor heating. See page 66.

Installation tools:


If you are going to install the floor yourself, make sure you get the tools you need to make it easy. Ask your dealer for advice! See page 68.

Wallbases:

By adding wallbases in the same look as the floor, your interior gets a seamless and stylish impression. See page 64.

Maintenance:

Keep your floor looking its best with Pergo cleaning products. See page 69.



1: Wallbases

Pergo's colour coordinated wallbases are installed easily and flexibly using a snap-in system, nails, screws or glue.




2: Beadings

When you want to keep existing wallbases or install plinths, a beading is a practical solution that can help hide transitions and add an extra design touch. It's also well suited for window frames that extend all the way down to the floor. A small and very useful wallbase.



3: T-Mouldings

T-Mouldings are necessary for allowing floors to move when installing separate flooring sections on the same level, e.g., in two connecting rooms with the same floor. Available in our 5-in-1 solution.



4: Transitions and finishing pieces

For an elegant transition and compensation for height differences wherever laminate floors meet other flooring surfaces. Use a Carpet transition between laminate and carpeting, and a Hard surface reducer between laminate and tiles. End mouldings provide a nice finish against thresholds and in other similar situations. Available in our 5-in-1 solution.



5: Stair noses


Pergo's flooring is an excellent choice even for staircases, where matching Stair noses are used to provide an elegant finish to each individual step. Available in our 5-in-1 solution.

5 perfect finishes in 1

Moulding solutions for different parts of your floor, all wrapped up in one handy package. The mouldings match your floor perfectly in colour as well as in structure, and the all-in-one solutions provide a seamless result. The surface is wear- and scratch-resistant laminate. The core consists of HDF and the bottom is made of plastic. With the patented Incizo® solution, you simply cut the moulding to the shape you need. Suitable for flooring heights 7 – 10 mm.



PGINCP(-), 2150 x 48 x 13 mm
 See matching matrix for correct art no




Wallbase, straight
PGSK(-), 2400 x 12 x 58 mm*
PGPSK(-), 2400 x 14 x 77 mm

Colour matched: see matching matrix for correct art no.
 Surface: wear and scratch-resistant laminate. Core: MDF.
 Adaptable to 40 mm height.
 *8 straight and 8 corner connecting plugs included / pack (6 wallbases).



Wallbase, straight
PGSKWHITE, 2400 x 12 x 58 mm – white*
PGSKPAINT, 2400 x 12 x 58 mm – paintable*
PGPSKWHITE, 2400 x 14 x 77 mm – white
PGPSKPAINT, 2400 x 14 x 77 mm – paintable

Colour: white, paintable. Surface: foil. Core: MDF.
 *8 straight and 8 corner connecting plugs included / pack (6 wallbases).



1
T-moulding
 From laminate to laminate.




2
Carpet transition
 From laminate to carpet.




Wallbase, cover
PGISKRCOVER, 2400 x 16 x 129 mm

For easy and fast renovation.
 Covers existing wallbase. Adaptable size.
 Colour: paintable. Surface: foil. Core: MDF.



Waterproof wallbase
NEVSKRPAINA, 2000 x 12 x 58 mm


Waterproof. Hides expansion joints and protects walls.
 Install with Multiglu. Colour: white, paintable.
 Surface and core: waterproof polystyren.



3
Hard surface reducer
 From laminate to ceramic, vinyl or linoleum.




4
End moulding
 Finishing up to threshold, sliding doors, etc.




Beading
PGSCOT(-), 2400 x 17 x 17 mm
PGSCOTWHITE, 2400 x 17 x 17 mm – white
PGSCOTPAINT, 2400 x 17 x 17 mm – paintable

Colour matched: see matching matrix for correct art no.
 Surface: wear and scratch-resistant laminate. Core: MDF.

White and paintable beading: surface: foil. Core: MDF.



End moulding
PGENPSILVME270, 2700 x 25 mm
 Fits flooring thickness 6 – 10 mm.
 Colour: silver. Surface: aluminium.



5
Stair nose moulding, flush
 For a flush finish on stair treads.

Stair nose moulding
 For a step down from a floating floor, e.g. at the top of the stairs or a step down in a room.

The Incizo® subprofile is required for stair application and has to be ordered separately.

NEINCPBASE(-)
 See matching matrix for correct art no.



Combi moulding
PGPRSILV, 1860 x 47 mm

T-moulding and reducer in one. Plastic bottom rail.
 Suitable for height differences of 0 – 12.3 mm.
 Height: 10 mm (uninstalled). Colour: silver. Surface: aluminium.






Stair nose
PGSTPSILVME250, 2500 x 30 x 25 mm

Fits flooring thickness 7 – 15 mm.
 Colour: silver. Surface: aluminium.




Make a great floor greater!

Before installing your new Pergo laminate floor, you need to select an underlay. With an underlay you can increase walking comfort, as well as add functionality to your floor. Improve the acoustics in a room, or add moisture protection. Pergo underlays provide a wide range of benefits.

Underlays for wood subfloors

	GOOD Underlay Foam	BETTER Smart Underlay	BEST Silent Walk
Durability	●●○○○○	●●●●○○	●●●●●●
Walking sound reduction	●●○○○○	●●●○○○	●●●●●○
Floor heating	●●●●○○	●●●○○○	●●●●●●
Vapour barrier	NO	NO	YES*
Thickness	2 mm	3 mm	2 mm
			
	Underlay Foam PGUDLFOAM15B	Smart Underlay PGUDLSMART15	Silent Walk PGUDLSW7
	For rooms with light traffic. 15 m ² / roll.	For rooms with frequent traffic. 15 m ² / pack.	A very durable and strong underlay for rooms with more frequent traffic. 7 m ² / roll.

Underlays for concrete subfloors


	GOOD Underlay Foam+	BETTER Smart Underlay+	BEST Silent Walk
Durability	●●●○○○	●●●●○○	●●●●●●
Walking sound reduction	●●●○○○	●●●○○○	●●●●●○
Floor heating	●●●●○○	●●●○○○	●●●●●●
Vapour barrier	YES	YES	YES*
Thickness	2 mm	3 mm	2 mm
			
	Underlay Foam+ PGUDLFOAMPLUS15	Smart Underlay+ PGUDLSMARTPLUS15	Silent Walk PGUDLSW7
	A good basis for rooms with less traffic. Integrated vapour barrier with an overlap and tape strip included. 15 m ² / roll.	Good in rooms with more frequent traffic. Integrated vapour barrier an overlap and tape strip included. 15 m ² / pack.	A very durable and strong underlay for rooms with more frequent traffic. 7 m ² / roll.

*When installing the SilentWalk on concrete floors or atop floorheating, tape the edges of the underlay with a damp-proof tape. Don't do this when installing on wooden subfloors.

Don't get cold feet with QuickHeat



QuickHeat is the smart and easy way to enjoy underfloor heating. Nothing to cast in concrete, minimum bother – you can even forget about the electrician. Just roll out the foils and click them together. Install the thermostat on the wall and plug in. It really is that simple. In addition to warmth, QuickHeat also provides walking comfort. By supplementing your primary heating system with QuickHeat, you can also usually lower the temperature 2 – 3 degrees compared to using radiators. The timer included with the system can be set for 5 + 2 days.



Quick, comfortable warmth

The QuickHeat system consists of several layers: a heating foil producing the heat, XPS plates to help radiating the heat upwards and two dampproof separation layers that help blocking any damp that would rise from the subfloor.

Built-in safety feature

QuickHeat has a built-in electrical safety feature (RCD residual current device) that automatically disconnects power if a failure should occur. Naturally, the system is certified for do-it-yourself installation and fulfils international standards for removable floors.

Wireless thermostat in every room

With QuickHeat you can easily fine-tune the temperature of each room. Once the foils have been rolled out, simply click them together and connect the last foil to the thermostat kit by placing a cable between the last foil and the thermostat kit. Then set the wireless thermostat to the desired temperature.



QuickHeat foil

- NEUDLQH60X300, 0.6 x 3 m
- NEUDLQH60X500, 0.6 x 5 m
- NEUDLQH60X700, 0.6 x 7 m
- NEUDLQH100X300, 1 x 3 m
- NEUDLQH100X500, 1 x 5 m
- NEUDLQH100X700, 1 x 7 m
- NEUDLQH120X300, 1.2 x 3 m
- NEUDLQH120X500, 1.2 x 5 m
- NEUDLQH120X700, 1.2 x 7 m

60 W / m². 230 V. Max installation 50 m².

QuickHeat plates

NEUDLQHPLATE, 120 x 50 x 0.7 cm

Insulation board. 10 plates / pack. 0.6 m² / plate, 6 m² / pack. Thickness: 7 mm.

Use of vapour barrier is recommended. PE film PGUDLSCREEN34, (see page 68). Place PE film under QuickHeat plates as well as on top of QuickHeat foil.



Controller kit, wireless
NEQHKITWIFI, 12 x 10 x 3.5 cm

Multi room control via app on smartphone. Plug in with power plug. Three programs: constant, day / night and weekly program 5 + 2.

Extension cables
NEQHEXTCAB100, 1.0 m
NEQHEXTCAB300, 3.0 m


Foils are plugged together via connector system. You can plug a cable (1 m or 3 m) in the last foil directly to the thermostat.

Installation made easy



PE film (polyethylene)
PGUDLSCREEN34, 12.5 x 2.7 m
= 33.75 m² / roll

A film that protects flooring from moisture vapour rising up from a mineral or concrete subfloor. Useful lifetime 50 years. Thickness: 0.2 mm. Material: Polyethylene, alkaline resistant.



Installation kit
PGTOOL

Everything you need in one box. Contains tapping block, installation spacers in two sizes (2 x 18 = 36 pcs) and a pull bar.

Extra spacers
PGSPACER, 48 pcs.



Extra connecting plugs
NEPLUG, 48 pcs

For PGSK(-) and PGPSK(-) wallbases only. 24 corner plugs + 24 straight plugs.



Wallbase installation clips
PGCLIPSKME7080
– for 7 – 8 mm floors
PGCLIPSKME95
– for 9 – 9.5 mm floors

For PGSK(-) wallbases only. Easy-to-use snap-in system where no nails or screws are needed. One installation kit covers 20 metres of wallbase.

For water resistance in wet areas



Aqua Sealant
PGKITTRANSP, 310 ml

For invisible and waterproof finishing around wallbases, mouldings, transitions, door frames, etc.



Foamstrip
NEFOAMSTRIP20, 20 m x 10 mm

PE foam expansion joint filler. Serves as an elastic filler of all dilatation gaps around the floor perimeter. Requires sealing with Aqua Sealant.



Wallbase installation track
NETRACK

For PGPSK(-) wallbases only. Glue on installation. Useful for easy access of hidden cables. One track per skirting is needed.



Safeseal
PGSEAL500, 500 ml

For floor areas that require extra protection against moisture. PVAc based.



Multiglu
PGGLUE290, 290 ml

Ideal for installing wallbases and mouldings. Hybrid polymer. One tube gives 15 running meters of skirting.



Sealant
PGKIT(-), 310 ml

For a beautiful finish. Dry in half an hour and fully cured after 24 hours. Available in 8 colours. Water-based acrylic.

Easy to love, easy to live with

The tightly sealed TitanX™ surface prevents dirt from taking hold, making Pergo laminate floors easy to clean. Our high-quality, ergonomically designed original maintenance accessories make it even easier to keep your floor looking fresh for longer. To maintain the lustre of a Pergo floor, avoid using regular cleaning products such as soaps and detergents as these will form a film on the surface. Pergo's special all-round cleaner removes dirt without leaving a film, if used correctly.



Cleaning kit
PGCLEANINGKIT

High-quality mop set with extra-long ergonomic handle and a mop-cloth holder with a practical Velcro fastener for attaching the mop cloth.



All-round Floor Cleaner
PGCLEANALL1000

Specially developed for cleaning laminate, wood and vinyl flooring. Ideal for removing dirt, grease spots and heel marks, as well as for daily cleaning.



Repair wax
PGREPAIR

Repair the colour of damaged planks quickly and easily with wax in colours that match the Pergo wood palette. Contains 1 melting knife, 1 comb, 7 wax blocks. For more information on how to mix colours, please visit pergo.com.



Radiator caps
PGRCINOX15, stainless steel
Inner diameter: 15 mm.
Outer diameter: 54 mm.






PGRCINOX22, stainless steel
Inner diameter: 22 mm.
Outer diameter: 54 mm.








Tape
NETAPE50, 50 m x 5 cm






Self-adhesive aluminium tape for underlays.

Matching matrix

							
		Art.nr / Decor	5-in-1 13 x 48 PGINCP(-)	Wallbase straight 12 x 58 PGSK(-)	Wallbase straight 14 x 77 PGPSK(-)	Beading 17 x 17 PGSCOT(-)	Sealant 310 ml PGKIT(-)
L0223-01753	L0323-01753	MODERN GREY OAK, PLANK	01753	01753	01753	01753	03
L0223-01754	L0323-01754	CHOCOLATE OAK, PLANK	01754	01754	01754	01754	08
L0223-01755	L0323-01755	DRIFT OAK, PLANK	01755	01755	01755	01755	03
L0223-01756	L0323-01756	EUROPEAN OAK, PLANK	01756	01756	01756	01756	05
L0223-01757	L0323-01757	BURNT OAK, PLANK	01757	01757	01757	01757	04
L0223-01760	L0323-01760	RECLAIMED GREY OAK, PLANK	01760	01760	01760	01760	02
L0223-01763	L0323-01763	MIDNIGHT OAK, PLANK	01763	01763	01763	01763	02
L0223-01764	L0323-01764	WINTER OAK, PLANK	01764	01764	01764	01764	02
L0223-01765	L0323-01765	AUTUMN OAK, PLANK	01765	01765	01765	01765	02
L0223-01766	L0323-01766	NATURAL ASH, PLANK	01766	01766	01766	01766	03
L0223-03359	L0323-03359	CLASSIC BEIGE OAK, PLANK	03359	03359	03359	03359	04
L0223-03360	L0323-03360	ROYAL OAK, PLANK	03360	03360	03360	03360	08
L0223-03361	L0323-03361	ROMANTIC OAK, PLANK	03361	03361	03361	03361	02
L0223-03362	L0323-03362	COTTAGE GREY OAK, PLANK	03362	03362	03362	03362	02
L0231-03367	L0331-03367	LIMED GREY OAK, PLANK	03367	03367	03367	03367	02
L0231-03368	L0331-03368	URBAN GREY OAK, PLANK	03368	03368	03368	03368	02
L0231-03369	L0331-03369	NEW ENGLAND OAK, PLANK	03369	03369	03369	03369	02
L0231-03370	L0331-03370	MANOR OAK, PLANK	03370	03370	03370	03370	04
L0231-03371	L0331-03371	FARMHOUSE OAK, PLANK	03371	03371	03371	03371	08
L0231-03372	L0331-03372	MODERN DANISH OAK, PLANK	03372	03372	03372	03372	01
L0231-03373	L0331-03373	BRUSHED WHITE PINE, PLANK	03373	03373	03373	03373	01
L0231-03374	L0331-03374	COASTAL OAK, PLANK	03374	03374	03374	03374	03
L0231-03375	L0331-03375	VILLAGE OAK, PLANK	03375	03375	03375	03375	04
L0231-03376	L0331-03376	SCRAPED VINTAGE OAK, PLANK	03376	03376	03376	03376	05
L0231-03866	L0331-03866	FROST WHITE OAK, PLANK	03866	03866	03866	03866	02
L0231-03867	L0331-03867	STUDIO OAK, PLANK	03867	03867	03867	03867	02
L0231-03868	L0331-03868	CITY OAK, PLANK	03868	03868	03868	03868	04
L0231-03869	L0331-03869	BLACK PEPPER OAK, PLANK	03869	03869	03869	03869	08
L0234-03568	L0334-03568	SIBERIAN OAK, PLANK	03568	03568	03568	03568	02
L0234-03570	L0334-03570	ROCKY MOUNTAIN OAK, PLANK	03570	03570	03570	03570	02
L0234-03571	L0334-03571	SEASIDE OAK, PLANK	03571	03571	03571	03571	03
L0234-03589	L0334-03589	CHATEAU OAK, PLANK	03589	03589	03589	03589	05
L0234-03590	L0334-03590	COUNTRY OAK, PLANK	03590	03590	03590	03590	08
L0234-03862	L0334-03862	LIGHT FJORD OAK, PLANK	03862	03862	03862	03862	01
L0234-03863	L0334-03863	FJORD OAK, PLANK	03863	03863	03863	03863	02
L0234-03864	L0334-03864	LODGE OAK, PLANK	03864	03864	03864	03864	08
L0234-03865	L0334-03865	CHALKED NORDIC OAK, PLANK	03865	03865	03865	03865	02
L0234-03870	L0334-03870	BEACH TOWN OAK, PLANK	03870	03870	03870	03870	04
L0239-04289	L0339-04289	NORTH CAPE OAK, PLANK	04289	04289	04289	04289	01
L0239-04291	L0339-04291	NORDIC SAND OAK, PLANK	04291	04291	04291	04291	01
L0239-04293	L0339-04293	SKAGEN OAK, PLANK	04293	04293	04293	04293	03
L0239-04295	L0339-04295	STOCKHOLM OAK, PLANK	04295	04295	04295	04295	04
L0239-04297	L0339-04297	ISLAND OAK, PLANK	04297	04297	04297	04297	03
L0239-04299	L0339-04299	TUNDRA OAK, PLANK	04299	04299	04299	04299	04
L0239-04301	L0339-04301	RIVERSIDE OAK, PLANK	04301	04301	04301	04301	06
L0239-04303	L0339-04303	GREY BARNHOUSE OAK, PLANK	04303	04303	04303	04303	06
L0239-04305	L0339-04305	MOORLAND OAK, PLANK	04305	04305	04305	04305	03
L0239-04307	L0339-04307	BARNHOUSE OAK, PLANK	04307	04307	04307	04307	02
L0239-04309	L0339-04309	MEADOW OAK, PLANK	04309	04309	04309	04309	08
L0239-04311	L0339-04311	VINTAGE GREY OAK, PLANK	04311	04311	04311	04311	02
L0239-04313	L0339-04313	ESTATE OAK, PLANK	04313	04313	04313	04313	04
L0239-04315	L0339-04315	WEATHERED PINE, PLANK	04315	04315	04315	04315	-
L0239-04317	L0339-04317	TASMANIAN OAK, PLANK	04317	04317	04317	04317	06
L0239-04319	L0339-04319	REFINED WALNUT, PLANK	04319	04319	04319	04319	06

							
		Art.nr / Decor	5-in-1 13 x 48 PGINCP(-)	Wallbase straight 12 x 58 PGSK(-)	Wallbase straight 14 x 77 PGPSK(-)	Beading 17 x 17 PGSCOT(-)	Sealant 310 ml PGKIT(-)
-	L0342-04148	VERSAILLES GREY	03547	-	03547	-	02
-	L0342-04150	VERSAILLES NATURAL	01785	-	01785	-	05
-	L0342-04151	VERSAILLES BROWN	01785	-	02136	-	08
-	L0342-04152	VERSAILLES DARK BROWN	01471	-	01471	-	07
L0245-04994	L0345-04994	BLOSSOM OAK	04994	04994	04994	04994	08
L0245-04995	L0345-04995	VALLEY OAK	04995	04995	04995	04995	04
L0245-04996	L0345-04996	ABBEY OAK	04996	04996	04996	04996	03
L0245-04997	L0345-04997	NORTHERN OAK	04997	04997	04997	04997	02
L0245-04998	L0345-04998	SEASALT OAK	04998	04998	04998	04998	01
L0245-04999	L0345-04999	VITALETA OAK	04999	04999	04999	04999	01
L0245-05000	L0345-05000	BORGIO OAK	05000	05000	05000	05000	05
L0245-05002	L0345-05002	PORT OAK	05002	05002	05002	05002	04
L0245-05003	L0345-05003	WILDWOOD OAK	05003	05003	05003	05003	04
L0245-05004	L0345-05004	RIVER ROCK OAK	05004	05004	05004	05004	-
L0245-05005	L0345-05005	MOUNTAIN CABIN OAK	05005	05005	05005	05005	08
L0245-05006	L0345-05006	ATELIER OAK	05006	05006	05006	05006	04
L0246-05007	L0346-05007	COMFORT GREY OAK	05007	05007	05007	05007	02
L0246-05008	L0346-05008	RAILWAY OAK	05008	05008	05008	05008	03
L0246-05009	L0346-05009	COLOGNE OAK	05009	05009	05009	05009	05
L0246-05010	L0346-05010	PIER OAK	05010	05010	05010	05010	04
L0246-05011	L0346-05011	VIENNA OAK	05011	05011	05011	05011	04
L0246-05012	L0346-05012	PORTMAN WALNUT	05012	05012	05012	05012	08
L0246-05021	L0346-05021	RED CLAY TEAK	05021	05021	05021	05021	07
L0246-05022	L0346-05022	TROMSDALEN OAK	05022	05022	05022	05022	01
L0247-01599	L0347-01599	MERBAU	01599	-	01599	-	07
L0247-01790	L0347-01790	SOLID OAK, 3-STRIP	01790	-	01790	-	04
L0247-01791	L0347-01791	WALNUT, 3-STRIP	01791	-	01791	-	07
L0247-01800	L0347-01800	NORDIC ASH, 2-STRIP	01800	-	01800	-	03
L0247-01801	L0347-01801	PREMIUM OAK	01801	-	01801	-	04
L0247-01803	L0347-01803	THERMOTREATED OAK	01803	-	01803	-	08
L0247-01804	L0347-01804	NATURAL OAK	01731	-	01731	-	05
L0247-01805	L0347-01805	DARK GREY OAK	01730	-	01730	-	02
L0247-03363	L0347-03363	NORDIC GREY OAK, 2-STRIP	01821	-	01821	-	02
L0247-03366	L0347-03366	RUSTIC VINEYARD OAK	03366	-	03366	-	04
L0247-05023	L0347-05023	VINEYARD OAK	05023	-	05023	-	03
L0247-05024	L0347-05024	MISTY OAK	05024	-	05024	-	02
L0247-05025	L0347-05025	SOFT CABIN OAK	05025	-	05025	-	04
L0247-05026	L0347-05026	SOFT CABIN OAK	05026	-	05026	-	02
L0247-05027	L0347-05027	SEA STACK OAK	05027	-	05027	-	01
L0247-05028	L0347-05028	POTTERY OAK	05028	-	05028	-	08
L0248-05013	L0348-05013	BROWN LEATHERED OAK	05013	05013	05013	05013	08
L0248-05014	L0348-05014	SANDWAVE OAK	05014	05014	05014	05014	03
L0248-05015	L0348-05015	WHITE GLOOM OAK	05015	05015	05015	05015	02
L0248-05016	L0348-05016	ISLA OAK	05016	05016	05016	05016	03
L0248-05017	L0348-05017	RICARD OAK	05017	05017	05017	05017	04
L0248-05018	L0348-05018	CAPPUCCINO OAK	05018	05018	05018	05018	05
L0248-05019	L0348-05019	CORNWALL OAK	05019	05019	05019	05019	04
L0248-05020	L0348-05020	DARTMOOR OAK	05020	05020	05026	05026	02

Matching matrix

						
		5-in-1	Wallbase straight	Wallbase straight	Beading	Sealant
		13 x 48 PGINCP(-)	12 x 58 PGSK(-)	14 x 77 PGPSK(-)	17 x17 PGSCOT(-)	310 ml PGKIT(-)
domestic Extra	Art.nr / Decor					
L0701-1050	AUSTRALIAN ACACIA, PLANK	01789	-	01789	-	05
L0701-1459	HARMONY OAK, PLANK	01821	-	01821	-	02
L0701-1599	ASIAN MERBAU, PLANK	01599	-	01599	-	07
L0701-1791	EUROPEAN WALNUT, 3-STRIP	01791	-	01791	-	07
L0701-1821	CLASSIC GREY OAK, 3 STRIP	01821	-	01821	-	02
L0701-1823	CLASSIC WHITE OAK, PLANK	01823	-	01823	-	01
L0701-1824	CLASSIC OAK, PLANK	01824	-	01824	-	04
L0701-1826	CHALKED OAK, PLANK	01826	-	01826	-	04
L0701-2135	SMOKED OAK, PLANK	04307	-	04307	-	05
L0701-2136	ITALIAN WALNUT, PLANK	02136	-	02136	-	08
L0701-3173	CHOCOLATE OAK, PLANK	01798	-	01798	-	04
L0701-3185	LIGHT NATURAL OAK, PLANK	01826	-	01826	-	04
L0701-3441	DARK WALNUT, PLANK	03441	-	03441	-	08
L0701-3442	WARM TEAK, PLANK	01789	-	01789	-	05
L0701-5412	VICENZA LIGHT GREY OAK	05412	-	05412	-	02
L0701-5413	PADUA GREY OAK	05413	-	05413	-	02

Incizo® stairbase subprofile

Product group	Range	Mat. description	Fits floor thickness
Classic plank	domestic Extra Uniclic	NEINCPBASE2	8 mm
Long plank	living Expression / original Excellence & pro	NEINCPBASE6	9.5 mm
Modern plank – Sensation	living Expression / original Excellence & pro	NEINCPBASE8	8 mm
Wide Long Plank – Sensation	living Expression / original Excellence & pro	NEINCPBASE6	9.5 mm
Bergen – Sensation	living Expression / original Excellence & pro	NEINCPBASE2	8 mm
Stavanger – Sensation	living Expression / original Excellence & pro	NEINCPBASE2	8 mm
Drammen	living Expression / original Excellence & pro	NEINCPBASE2	8 mm
Mandal	living Expression / original Excellence & pro	NEINCPBASE2	8 mm
Pattern	living Expression	NEINCPBASE8	8 mm
Modern plank – Sensation	living Expression / original Excellence & pro	NEINCPBASE9	9 mm

Technical guide

Features	original Excellence & pro	living Expression	domestic Extra
TitanX™	•	•	•
Scratch resistance	Very high	High	High
AquaSafe technology*	•	•	-
PerfectFold™	•	•	-
Uniclic®	•	•	•
Antistatic	•	•	•
Hygienic	•	•	•
Wood from sustainably managed forests PEFC certified	•	•	•
Environmental Label Nordic Ecolabel and EU Ecolabel	•	•	•
Residential warranty	Lifetime	25 years	20 years

Technical	Standard	original Excellence & pro	living Expression	domestic Extra
Class of use	EN 13329	33	32	32
Fire classification	EN 13501	Bfl-s1**	Cfl-s1	Cfl-s1
Formaldehyde emission	EN 717	E1	E1	E1
VOC emission	agBB/DIBt	•	•	•
Generic anti-microbial effect	JIS Z 2801	> 99%	> 99%	> 99%
Wear resistance	EN 13329	AC5	AC4	AC4
Impact resistance	EN 13329	Small ball: ≥ 15 N Big ball: ≥ 1000 mm	Small ball: ≥ 12 N Big ball: ≥ 750 mm	Small ball: ≥ 12 N Big ball: ≥ 750 mm
Resistance to castor chair	EN 13329	No damage	No damage	No damage
Slip resistance	EN 14041	Class DS	Class DS	Class DS
Thermal resistance	EN 12667	0.07 m² K/W	0.06 m² K/W	0.06 m² K/W
Body voltage	EN 1815	<2 kV (antistatic)	<2 kV (antistatic)	<2 kV (antistatic)

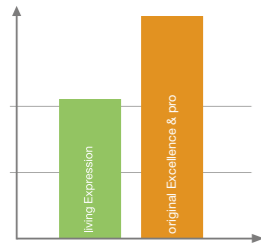
*available in Modern Plank, Wide Long Plank, Bergen and Stavanger with a 10-year wet guarantee and in Mandal and Drammen with a 5-year wet guarantee.

** Cfl-s1 for Modern Plank, Bergen Pro, Stavanger Pro, Drammen Pro and Mandal Pro.

Formats

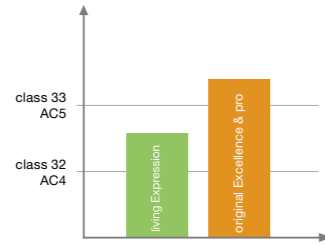
	Panel, mm			Packages			
	Length	Width	Thickness	Panels / pack	m² / pack	Pack / palett	m² / palett
original Excellence & pro							
L0231-xxxxx	Modern Plank 4V – Sensation, aquasafe	1380	190	8	7	1.835	88.08
L0239-xxxxx	Modern Plank 4V – Sensation, aquasafe	1380	190	9	6	1.573	100.68
L0234-xxxxx	Wide Long Plank 4V – Sensation, aquasafe	2050	240	9.5	6	2.952	97.42
L0246-xxxxx	Bergen 4V – Sensation, aquasafe	1380	156	8	8	1.722	103.32
L0245-xxxxx	Stavanger 4V – Sensation, aquasafe	1380	278.5	8	6	2.306	110.69
L0248-xxxxx	Drammen 4V, aquasafe	1200	190	8	7	1.596	102.14
L0247-xxxxx	Mandal, aquasafe	1200	190	8	7	1.596	102.14
L0223-xxxxx	Long Plank 4V	2050	205	9.5	6	2.522	110.95
living Expression							
L0331-xxxxx	Modern Plank 4V – Sensation, aquasafe	1380	190	8	7	1.835	88.08
L0339-xxxxx	Modern Plank 4V – Sensation, aquasafe	1380	190	9	6	1.573	100.68
L0334-xxxxx	Wide Long Plank 4V – Sensation, aquasafe	2050	240	9.5	6	2.952	97.42
L0346-xxxxx	Bergen 4V – Sensation, aquasafe	1380	156	8	8	1.722	103.32
L0345-xxxxx	Stavanger 4V – Sensation, aquasafe	1380	278.5	8	6	2.306	110.69
L0348-xxxxx	Drammen 4V, aquasafe	1200	190	8	7	1.596	102.14
L0347-xxxxx	Mandal, aquasafe	1200	190	8	7	1.596	102.14
L0323-xxxxx	Long Plank 4V	2050	205	9.5	6	2.522	110.95
L0342-xxxxx	Pattern	1200	396	8	4	1.902	98.90
domestic Extra							
L0701-xxxxx	Classic Plank	1200	190	8	7	1.596	95.76

Here's the key to Pergo durability!



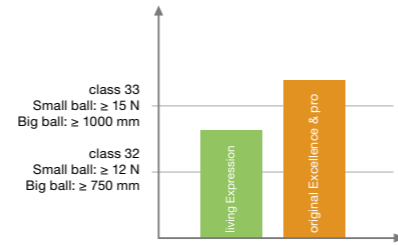
Scratch resistance

The TitanX™ surface offers the best scratch and scuff protection on the market, ensuring that the floor retains its lustre.



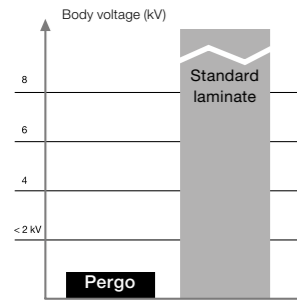
Wear resistance

A Pergo laminate floor will withstand the abrasion and wear of everyday life, year in and year out.



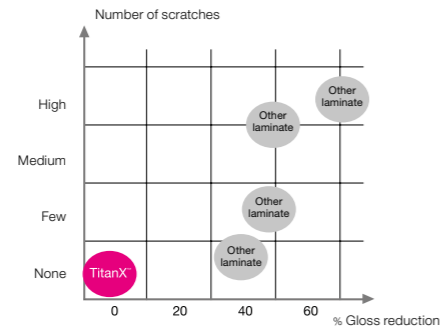
Impact resistance

A unique multilayer construction and the dense core material protects the floor against dropped objects and high-heeled shoes.



Antistatic flooring

The European method EN 14041 is used to measure the body voltage a walking person collects when walking on a floor. A value below 2 kV is required for antistatic floorings.



Scratch resistance

Pergo has an extra layer of aluminium oxide particles that make it more resistant to scratches than most comparable laminate floors. For our test we use Scotch Brite® abrasive fleeces. One part of the surface is rubbed 160 times at a load of 0.4 kg, then we look for scratches. Another part of the surface is rubbed 80 times at a load of 0.6 kg, then we measure the change of gloss. We compare our TitanX™ solutions with four other laminate floors.



WEAR PROTECTION Pergo's patented TitanX™ surface is the best multilayer protective floor finish on the market, providing wear resistance that exceeds normal standards for commercial environments.



SCRATCH RESISTANCE The TitanX™ surface has an extra protective layer providing the best scratch- and scuff-resistance on the market, so your Pergo floor will retain its lustre much longer than other laminate floors.



IMPACT RESISTANCE The unique multilayer construction of our TitanX™ surface, together with a dense core material, provides very high impact resistance for handling dropped objects and high-heeled shoes.



ANTI-STATIC Pergo laminate floors eliminate static electricity. Electrostatic charges are dissipated through electrically conductive graphite in the flooring. This method fulfils the market's most stringent antistatic requirements.



EASIER CLEANING A Pergo floor with TitanX™ surface is much easier to clean than ordinary floors. The reason is that the TitanX™ surface is so tightly sealed that dirt simply cannot take hold.



WATER RESISTANCE Pergo combines moisture-resistant core materials with a strong and tight click-joint. On some of our ranges we also apply the unique Aquasafe technology. The result is some of the most water-resistant floors on the market.



HIGH FIRE RESISTANCE A Pergo floor with TitanX™ surface has a natural high resistance to fire thanks to its multilayer construction. This, combined with the core's density, allows for faster heat dissipation.



HYGIENIC A Pergo laminate floor makes it easier to maintain a high level of hygiene. Bacteria require nourishment and moisture in order to thrive, and the tightly sealed, easy to clean TitanX™ surface makes this impossible. This provides a high level of hygiene naturally, without chemical antiseptics.



EASY INSTALLATION Pergo's patented PerfectFold™ installation system makes installation faster and easier because you simply fold the floor into place.



Our floors look even better in real life!

Visit our website and order samples of your favourite designs.



pergo.com

PERGO®

Pergo is a quality product produced by UNILIN bv, division flooring, Ooigemstraat 3, 8710 Wielsbeke, Belgium

Production: Konovalenko, Photo: Johan Kallén, Andrea Papini, Styling: Patrizia Intiso, Anna Björkman.

